



G - Flow Series

Submersible Pumpset
50Hz

SUBMERSIBLE PUMPSET

2" & 2.5" Submersible Pumpset

C.R.I. Submersible Pumps are the products of the expertise gained from over five decades of experience, endurance and workmanship. These products are engineered to perfection with utmost care and stringent quality control at all stages to ensure a trouble free service.

C.R.I. 2" & 2.5" *G - Flow* Series Submersible pumps are built with thermoplastic impeller, diffusers and inbuilt check valve. All vital components of these pumps are made of corrosive resistance thermoplastic and the shaft is of S.S - 304. Pumps are multi stage centrifugal type. The optimal design of impellers and diffuser enables the best possible hydraulic efficiency.

The pump is firmly coupled to a submersible electric motor which operates submerged beneath the surface of water. The dynamically balanced rotors and equipped with quality ball bearing maintain uniform clearance thereby giving better efficiency and increase the life cycle.

These *G - Flow* Submersible Pumpsets are supplied as a complete package i.e. Pump coupled to motor, with control box and 30 meter submersible cable (optional) in a single package.

Applications : • Residential • Irrigation • Civil Water Supply • Fountains • Industrial & Rural Water supply
• Fire Fighting • Pressure Boosting Units • Gardens • Sprinkler Systems.

Specifications

NOMINAL DIA.	2"	2.5"
Power range	0.18W to 0.37kW	0.18kW to 0.55kW
Speed	2900 rpm	2900 rpm
Version	Single phase 230V, 50Hz, A.C Supply	Single phase 230V, 50Hz, A.C Supply
Class of insulation	"F"	"F"
Degree of protection	IP 68	IP 68
Type of duty	S1 (Continuous)	S1 (Continuous)
Max. Liquid temp.	33°C	33°C
Method of starting	Single phase permanent split capacitor (PSC)	Single phase permanent split capacitor (PSC)
Outlet size	1/2", 3/4" BSP	1" BSP

Materials of Construction

PART NAME	MATERIAL
Pump Outer Shell	S.S - 201/ S.S 304
Check valve housing	S.S - 304
Suction inter connector	S.S - 304
Pump Shaft	S.S - 304
Impeller	Thermo Plastic (POM)
Diffuser chamber	Thermo Plastic (PC)

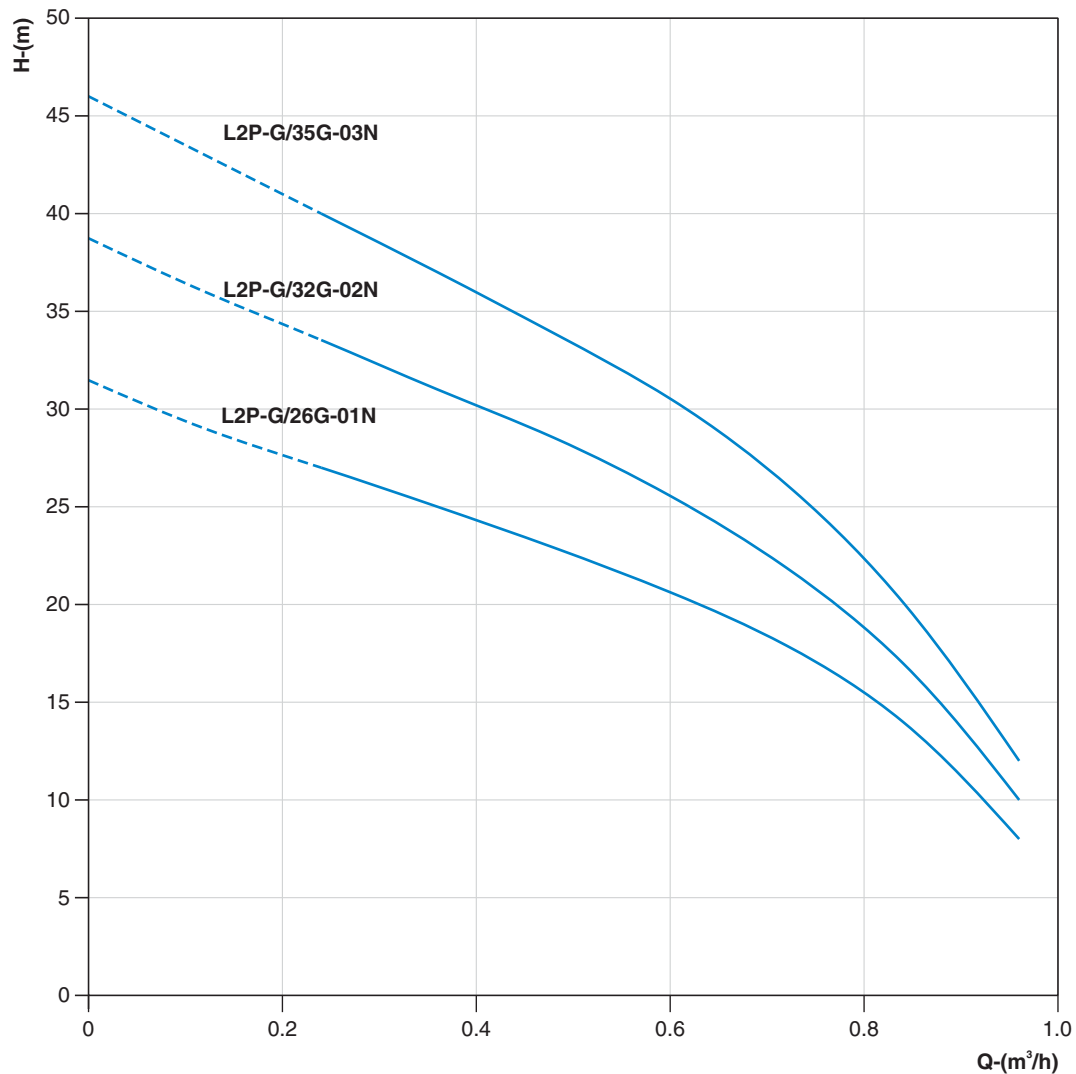
PART NAME	MATERIAL
Motor Outer Shell	S.S - 201/ S.S 304
Motor Upper Housing	Cast Iron with S.S Cover
Motor Shaft	S.S - 304 + Carbon Steel
Mechanical Seal	Graphite - Ceramic / TC
Motor Base	S.S - 304

Nominal Diameter : **2**

Nominal Flow : **0.7m³/h**

Outlet Size : **1/2", 3/4"**

Performance Curves



Performance Table

PUMPSET MODEL	MOTOR POWER		lps	0	0.03	0.06	0.10	0.13	0.16	0.20	0.23	0.26
	kW	HP	m ³ /h	0	0.12	0.24	0.36	0.48	0.60	0.72	0.84	0.96
L2P-G/26G-01N	0.18	0.25	TOTAL MANOMETRIC HEAD IN METRES - (COLUMN WATER)	32	29	27	25	23	21	18	14	8
L2P-G/32G-02N	0.25	0.33		38	36	34	31	29	26	22	17	10
L2P-G/38G-03N	0.37	0.5		46	43	40	37	34	31	26	20	12

*All above said models are supplied as complete set consists of Pump, Motor & 1Ph Control Box. On request 30mtrs cable & safety rope can be provided.

*In view of continuous developments, the information / description / specifications / illustrations are subject to change without notice.

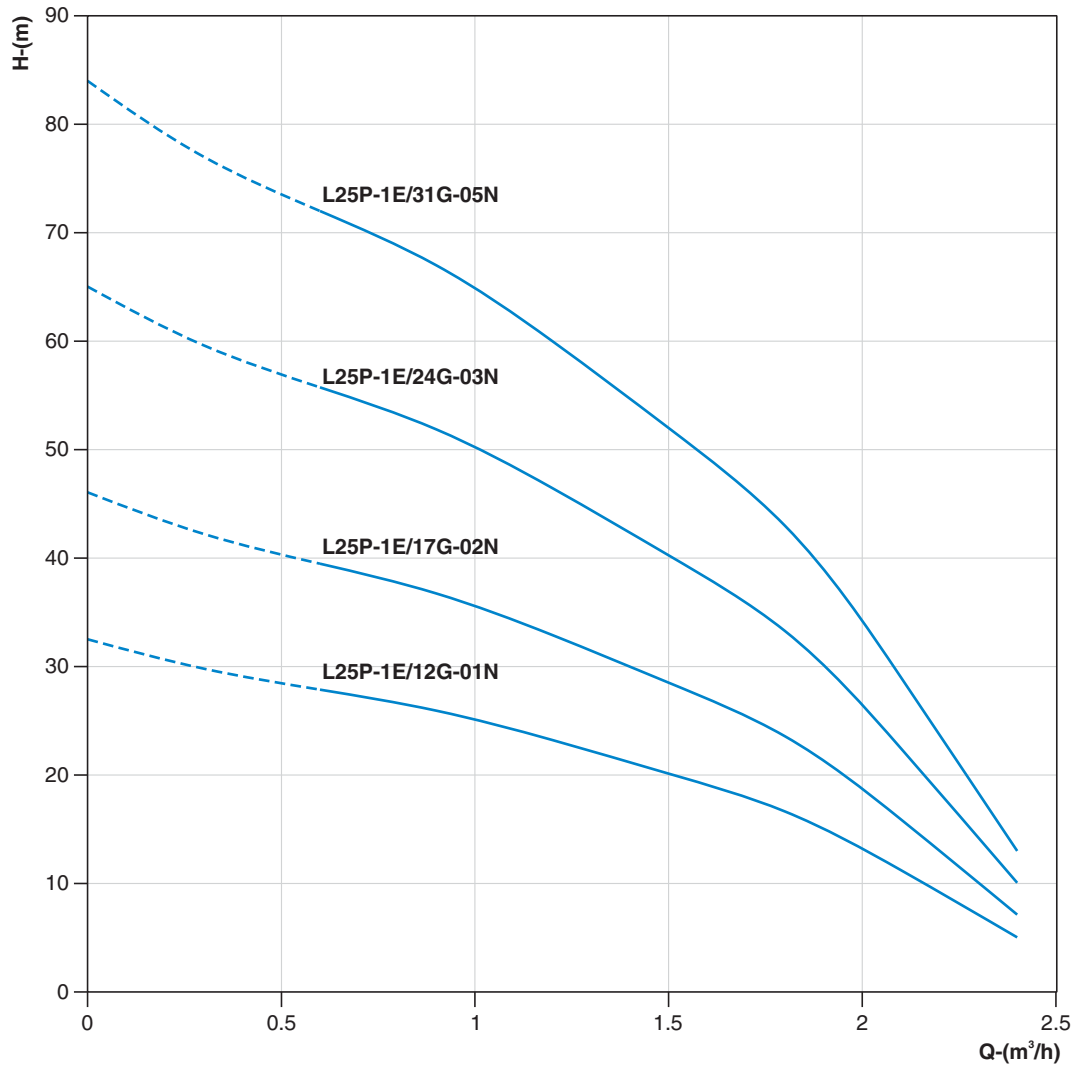
SUBMERSIBLE PUMPSET

Nominal Diameter : **2.5**

Nominal Flow : **1.5m³/h**

Outlet Size : **1"**

Performance Curves



Performance Table

PUMPSET MODEL	MOTOR POWER		lps	0	0.08	0.16	0.25	0.33	0.41	0.5	0.58	0.66
	kW	HP	m³/h	0	0.3	0.6	0.9	1.2	1.5	1.8	2.1	2.4
L25P-1E/12G-01N	0.18	0.25	TOTAL MANOMETRIC HEAD IN METRES - (COLUMN WATER)	33	30	28	26	23	20	17	11	5
L25P-1E/17G-02N	0.25	0.33		46	42	39	37	33	29	24	16	7
L25P-1E/24G-03N	0.37	0.5		65	60	56	52	46	40	33	22	10
L25P-1E/31G-05N	0.55	0.75		84	77	72	67	60	52	43	29	13

*All above said models are supplied as complete set consists of Pump, Motor & 1Ph Control Box. On request 30mtrs cable & safety rope can be provided.

*In view of continuous developments, the information / description / specifications / illustrations are subject to change without notice.

3" Submersible Pumpset

C.R.I. 3" *G-Flow* Series Submersible pumps are built with thermoplastic impellers, diffusers and inbuilt check valve. All vital components of these pumps are made of corrosive resistance thermoplastic and the shaft is of S.S - 304 / 431. Pumps are multi stage centrifugal type. The optimal design of impellers and diffusers enables the best possible hydraulic efficiency.

The pump is firmly coupled to a submersible electric motor which operates submerged beneath the surface of water. The dynamically balanced rotors and equipped with quality ball bearing maintain uniform clearance thereby giving better efficiency and increase the life cycle.

These *G-Flow* Submersible Pumpsets are supplied as a complete package i.e. Pump coupled to motor, with control box and 30meter submersible cable (optional) in a single package.

Applications : • Residential • Irrigation • Civil Water Supply • Fountains • Industrial & Rural Water supply
• Fire Fighting • Pressure Boosting Units • Gardens • Sprinkler Systems.

Specifications

NOMINAL DIA.	3"
Power range	0.25kW to 1.1kW
Speed	2900 rpm
Version	Single phase 230V, 50Hz, A.C Supply Three phase 380-415V, 50Hz, A.C Supply
Class of insulation	"F"
Degree of protection	IP 68
Type of duty	S1 (Continuous)
Max. Liquid temp.	33°C
Method of starting	Single phase permanent split capacitor (PSC)
Outlet size	1" BSP

Materials of Construction

PART NAME	MATERIAL
Check valve housing	S.S - 201 / S.S - 304
Suction inter connector	S.S - 201 / S.S - 304
Pump Shaft	S.S - 304
Pump Outer Shell	S.S - 201 / S.S - 304
Impeller	Thermo Plastic (POM)
Diffuser chamber	Thermo Plastic (PC)
Motor Outer Shell	S.S - 201 / S.S - 304
Motor Upper Housing	Cast Iron with S.S Cover
Motor Shaft	S.S - 304 + Carbon Steel
Oil Seal	Nitrile Rubber (NBR)
Mechanical Seal	Carbon - Silicon
Diaphragm	Nitrile Rubber (NBR)


SUBMERSIBLE PUMPSET

Nominal Diameter : **3**

Nominal Flow : **2m³/h**

Outlet Size : **1"**

Performance Curves



Performance Table

PUMP MODEL	MOTOR POWER		TOTAL MANOMETRIC HEAD IN METRES - (COLUMN WATER)	0	0.16	0.25	0.33	0.41	0.5	0.58	0.66	0.75
	kW	HP		0	0.6	0.9	1.2	1.5	1.8	2.1	2.4	2.7
L3P-2/08G-01N	0.16	0.25		35	34	33	32	29	26	22	17	11
L3P-2/11G-02N	0.25	0.33		48	47	46	44	40	36	30	24	15
L3P-2/15G-03N	0.37	0.5		65	64	63	60	55	49	41	33	21
L3P-2/21G-05N	0.55	0.75		91	90	88	84	77	68	58	46	29
L3P-2/27G-07N	0.75	1		117	115	113	107	99	88	75	59	38
L3P-2/33G-09N	0.92	1.25		143	141	138	131	121	107	91	72	46
L3P-2/38G-11N	1.1	1.5		164	163	158	151	139	124	105	82	53
L3P-2/46G-15N	1.5	2		199	197	192	183	168	150	127	100	65

*All above said models are supplied as complete set consists of Pump, Motor & 1Ph Control Box. On request 30mtrs cable & safety rope can be provided.

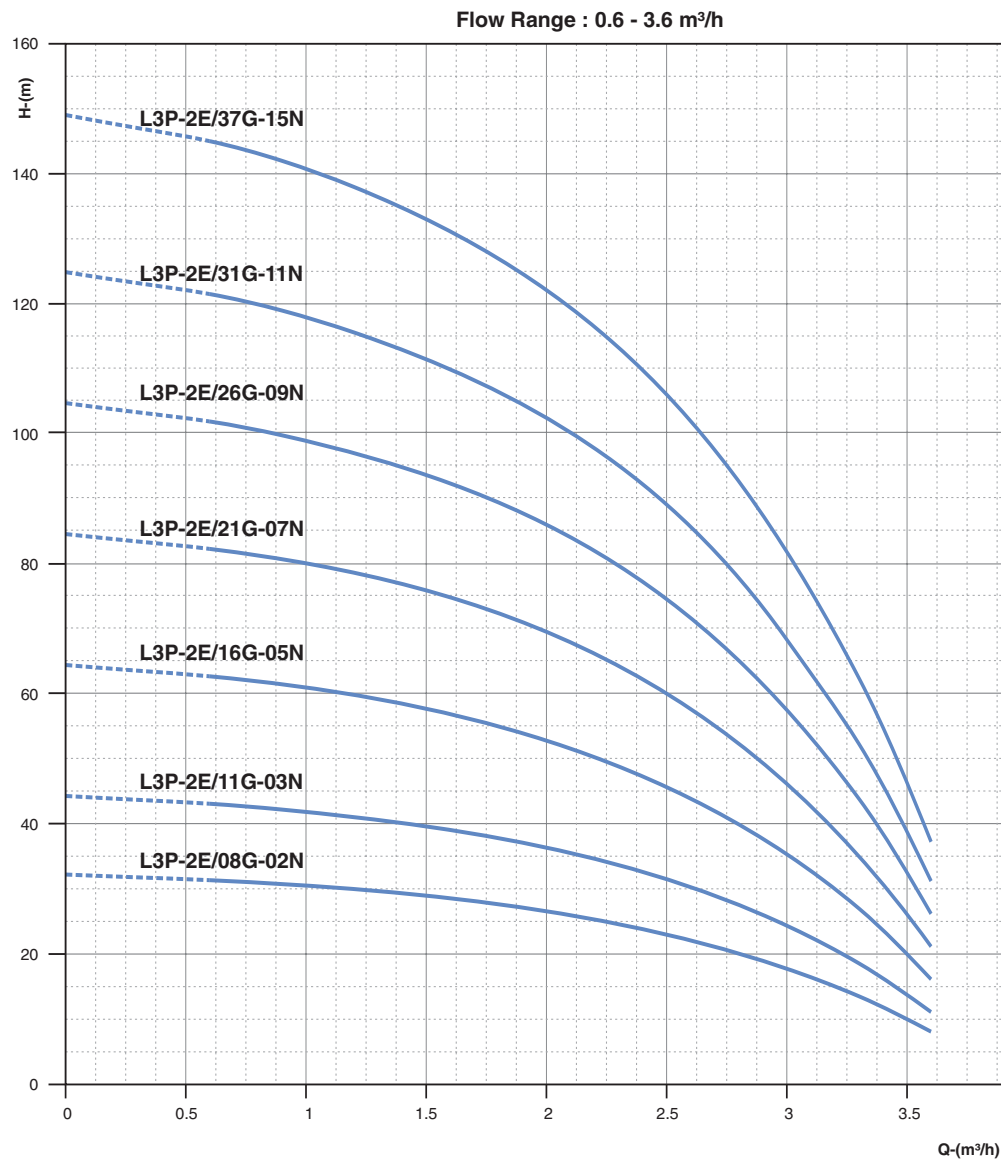
*In view of continuous developments, the information / description / specifications / illustrations are subject to change without notice.

Nominal Diameter : **3**

Nominal Flow : **2.5m³/h**

Outlet Size : **1"**

Performance Curves



Performance Table

PUMP MODEL	MOTOR POWER		lps	0	0.16	0.25	0.33	0.41	0.5	0.58	0.66	0.75	0.83	0.91	1
	kW	HP	m ³ /h	0	0.6	0.9	1.2	1.5	1.8	2.1	2.4	2.7	3.0	3.3	3.6
L3P-2E/08G-02N	0.25	0.33	TOTAL MANOMETRIC HEAD IN METRES - (COLUMN WATER)	32	31	30	30	29	27	26	24	21	18	13	8
L3P-2E/11G-03N	0.37	0.5		44	43	42	41	39	37	35	32	29	24	18	11
L3P-2E/16G-05N	0.55	0.75		64	62	61	59	57	54	51	47	42	35	27	16
L3P-2E/21G-07N	0.75	1		84	82	80	78	75	72	68	62	56	46	35	21
L3P-2E/26G-09N	0.92	1.25		104	101	99	96	93	89	84	77	69	57	44	26
L3P-2E/31G-11N	1.1	1.5		124	121	118	115	111	106	100	91	82	68	52	31
L3P-2E/37G-15N	1.5	2		148	144	141	137	132	126	119	109	98	81	62	37

*All above said models are supplied as complete set consists of Pump, Motor & 1Ph Control Box. On request 30mtrs cable & safety rope can be provided.

*In view of continuous developments, the information / description / specifications / illustrations are subject to change without notice.


SUBMERSIBLE PUMPSET

Nominal Diameter : **3**

Nominal Flow : **3.5m³/h**

Outlet Size : **1"**

Performance Curves



Performance Table

PUMP MODEL	MOTOR POWER		TOTAL MANOMETRIC HEAD IN METRES - (COLUMN WATER)	0	0.16	0.33	0.5	0.66	0.83	1	1.16	1.33	1.5
	kW	HP		0	0.6	1.2	1.8	2.4	3.0	3.6	4.2	4.8	5.4
L3P-3E/06G-02N	0.25	0.33	TOTAL MANOMETRIC HEAD IN METRES - (COLUMN WATER)	23	23	23	22	21	20	17	14	10	5
L3P-3E/09G-03N	0.37	0.5		35	34	34	33	32	29	26	21	15	8
L3P-3E/12G-05N	0.55	0.75		45	46	45	45	42	39	34	28	20	11
L3P-3E/16G-07N	0.75	1		62	61	61	59	57	52	46	37	26	14
L3P-3E/20G-09N	0.92	1.25		77	76	76	74	71	65	57	46	33	18
L3P-3E/24G-11N	1.1	1.5		93	92	91	89	85	78	69	56	39	21
L3P-3E/28G-15N	1.5	2		108	107	106	104	99	91	80	65	46	25

*All above said models are supplied as complete set consists of Pump, Motor & 1Ph Control Box. On request 30mtrs cable & safety rope can be provided.

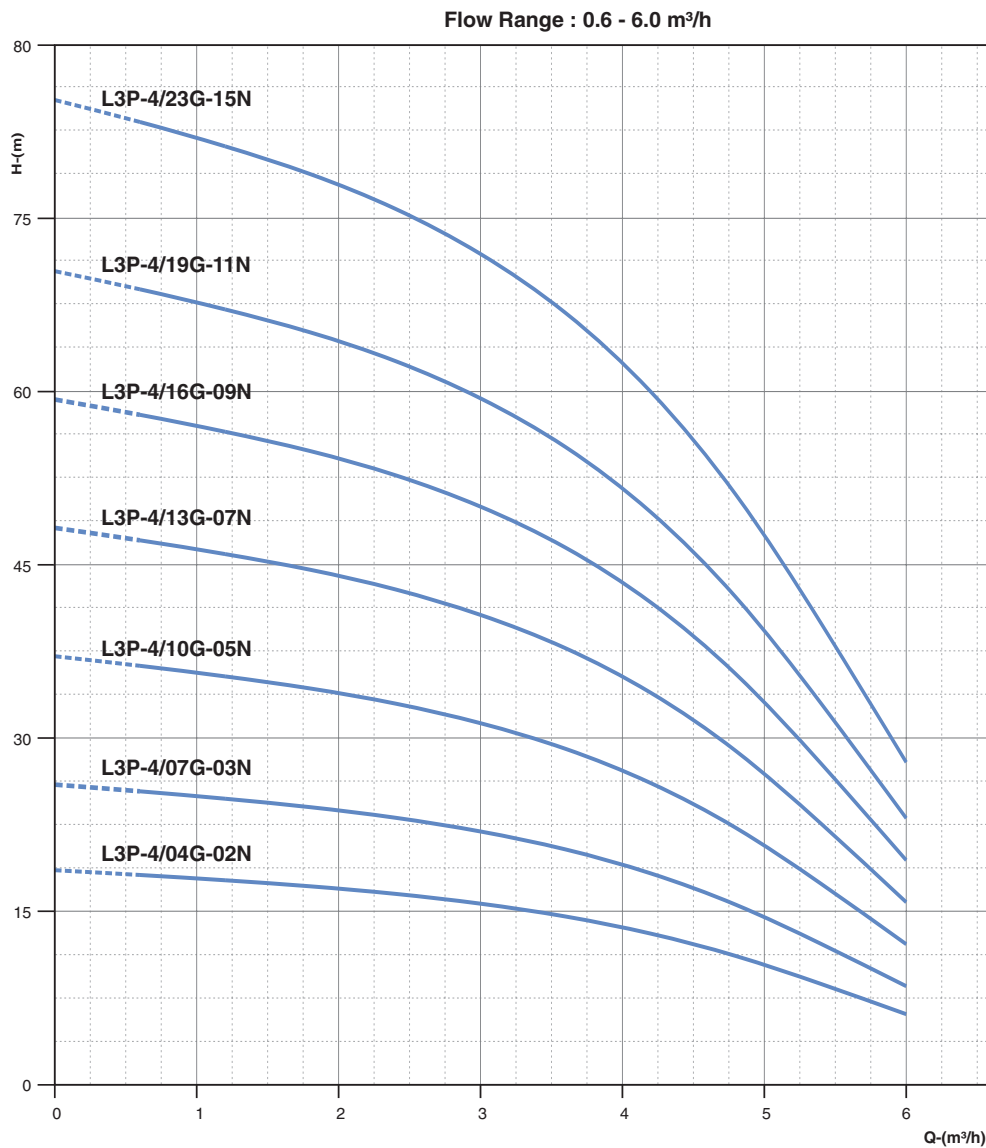
*In view of continuous developments, the information / description / specifications / illustrations are subject to change without notice.

Nominal Diameter : **3**

Nominal Flow : **4m³/h**

Outlet Size : **1"**

Performance Curves



Performance Table

PUMP MODEL	MOTOR POWER		TOTAL MANOMETRIC HEAD IN METRES - (COLUMN WATER)	0	0.16	0.33	0.5	0.66	0.83	1	1.16	1.33	1.5	1.66
	kW	HP		0	0.6	1.2	1.8	2.4	3.0	3.6	4.2	4.8	5.4	6.0
L3P-4/04G-02N	0.25	0.33		18	18	18	17	17	16	15	13	10	9	6
L3P-4/07G-03N	0.37	0.5		26	25	25	24	23	22	20	18	16	12	9
L3P-4/10G-05N	0.55	0.75		37	36	35	34	33	31	29	26	22	17	12
L3P-4/13G-07N	0.75	1		48	47	46	45	43	41	38	34	29	23	16
L3P-4/16G-09N	0.92	1.25		59	58	56	55	53	50	47	42	35	28	19
L3P-4/19G-11N	1.1	1.5		70	69	67	65	63	59	55	50	42	33	23
L3P-4/23G-15N	1.5	2		85	83	81	79	76	72	67	60	51	40	28

*All above said models are supplied as complete set consists of Pump, Motor & 1Ph Control Box. On request 30mtrs cable & safety rope can be provided.

*In view of continuous developments, the information / description / specifications / illustrations are subject to change without notice.

SUBMERSIBLE PUMPSET

4" Submersible Pumpset

C.R.I. 4" *G - Flow* Series submersible pumps are built with thermoplastic impellers, diffusers and inbuilt check valve. All vital components of these pumps are made of corrosive resistance thermoplastic and the shaft is of SS 304/431. Pumps are multi stage centrifugal type. The optimal design of impellers and diffusers enables the best possible hydraulic efficiency. Built in check valve prevents back flow and reduces the risk of water hammering.

The pump is firmly coupled to a submersible oil filled motor which operates submerged beneath the surface of water. Dynamically balanced rotors and quality ball bearings maintain uniform clearance thereby giving better efficiency and increase the life cycle. All mounting dimensions of pumps & motors are in accordance with NEMA standard.

These *G - Flow* submersible pumpsets are supplied as a complete package i.e. pump coupled to motor, with control box, 30m submersible cables and Safety rope (optional) in a single packing.

Features : • More Longevity & Hygiene • High Operating efficiency • Lesser power consumption • Floating impeller design prevents sand blockages • Easy to dismantle & Repair • Rigid construction • Highly durable • Can handle upthrust load • NEMA Mounting Standard • Extremely hardwearing water lubricated bearings.

Applications : • Residential • Irrigation • Civil Water Supply • Fountains • Industrial & Rural Water supply • Fire Fighting • Pressure Boosting Units • Gardens • Sprinkler Systems.

Specifications

NOMINAL DIA.	4" (100mm)
Power range	0.37kW to 2.2kW
Speed	2900 rpm
Version	Single phase 230V, 50Hz, A.C Supply Three phase 380-415V, 50Hz (Optional)
Class of insulation	"F"
Degree of protection	IP 68
Type of duty	S1 (Continuous)
Min. Cooling flow	0.15m/s
Max. Liquid temp.	33°C
Max. Immersion depth	150m
Starts per hour	20 times
Method of starting	Single phase permanent split capacitor (PSC) Three phase direct on-line (DOL)
Pump outlet size	1¼", 1½" & 2"
Cable lead out	Permanently connected and sealed 3 core rubber flat cable

Materials of Construction

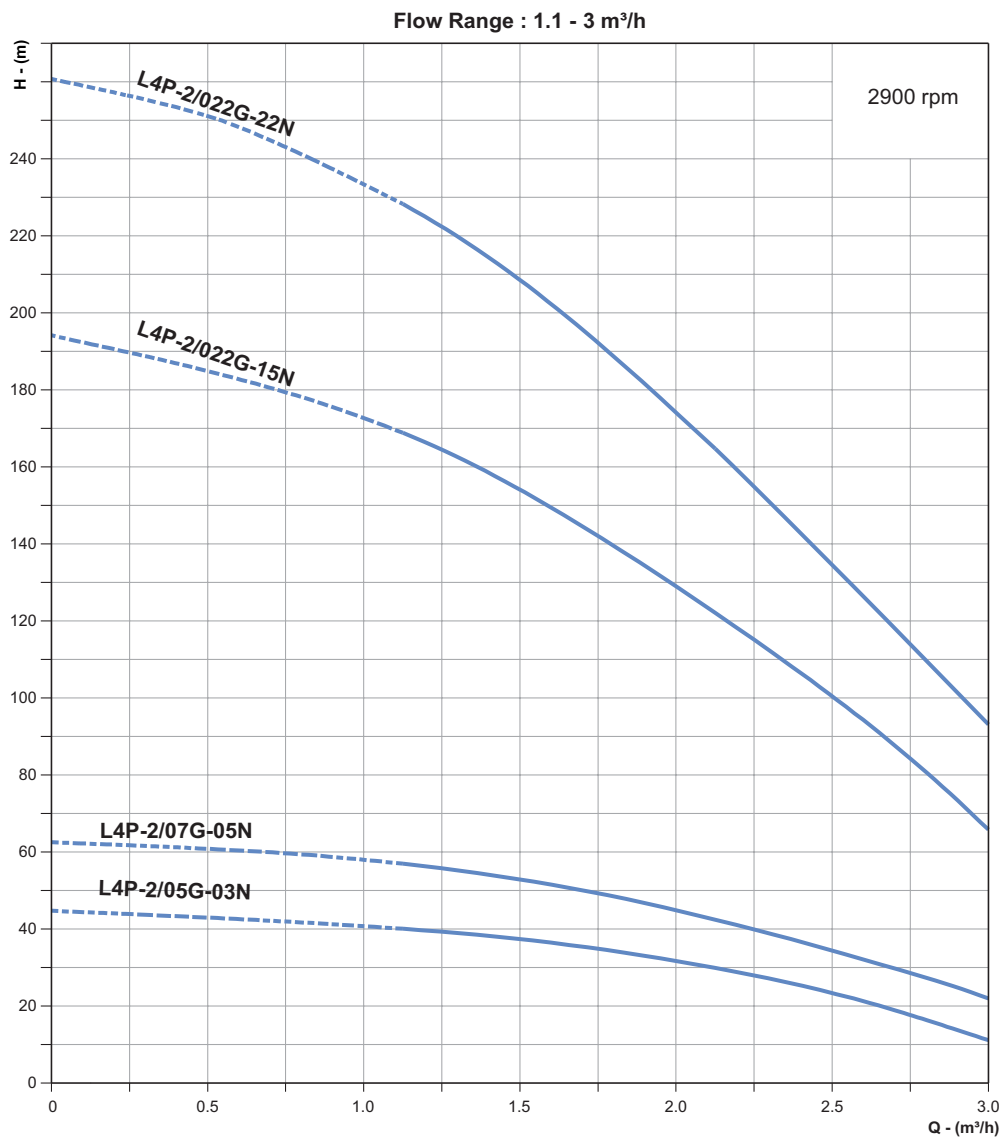
PART NAME	MATERIAL
Check valve housing	S.S - 304
Pump Outer Shell	S.S - 304
Impeller	Noryl
Diffuser chamber	Noryl
Suction Inter Connector	S.S - 304 (Casted)
Inlet Screen	S.S - 304
Pump Shaft	S.S - 431
Cable Guard	S.S - 304
Coupling Splines	S.S - 329
Motor Outer Shell	S.S - 304
Oil Seal	Nitrile Rubber (NBR)
Mechanical Seal	Carbon / Silicon
Diaphragm	Nitrile Rubber (NBR)

Nominal Diameter : **4**

Nominal Flow : **2m³/h**

Outlet Size : **1 1/4"**

Performance Curves



Performance Table

PUMPSET MODEL	MOTOR POWER		TOTAL MANOMETRIC HEAD IN METRES - (COLUMN WATER)	0	0.27	0.41	0.55	0.69	0.83
	kW	HP		0	1.0	1.5	2.0	2.5	3.0
L4P-2/05G-03N	0.37	0.5		44	40	38	31	25	13
L4P-2/07G-05N	0.55	0.75		62	59	52	45	34	22
L4P-2/22G-15N	1.5	2		194	172	153	129	100	65
L4P-2/30G-22N	2.2	3		260	232	209	172	135	92

*All above said models are supplied as complete set consists of Pump, Motor & 1Ph Control Box. On request 30mtrs cable & safety rope can be provided.

*In view of continuous developments, the information / description / specifications / illustrations are subject to change without notice.

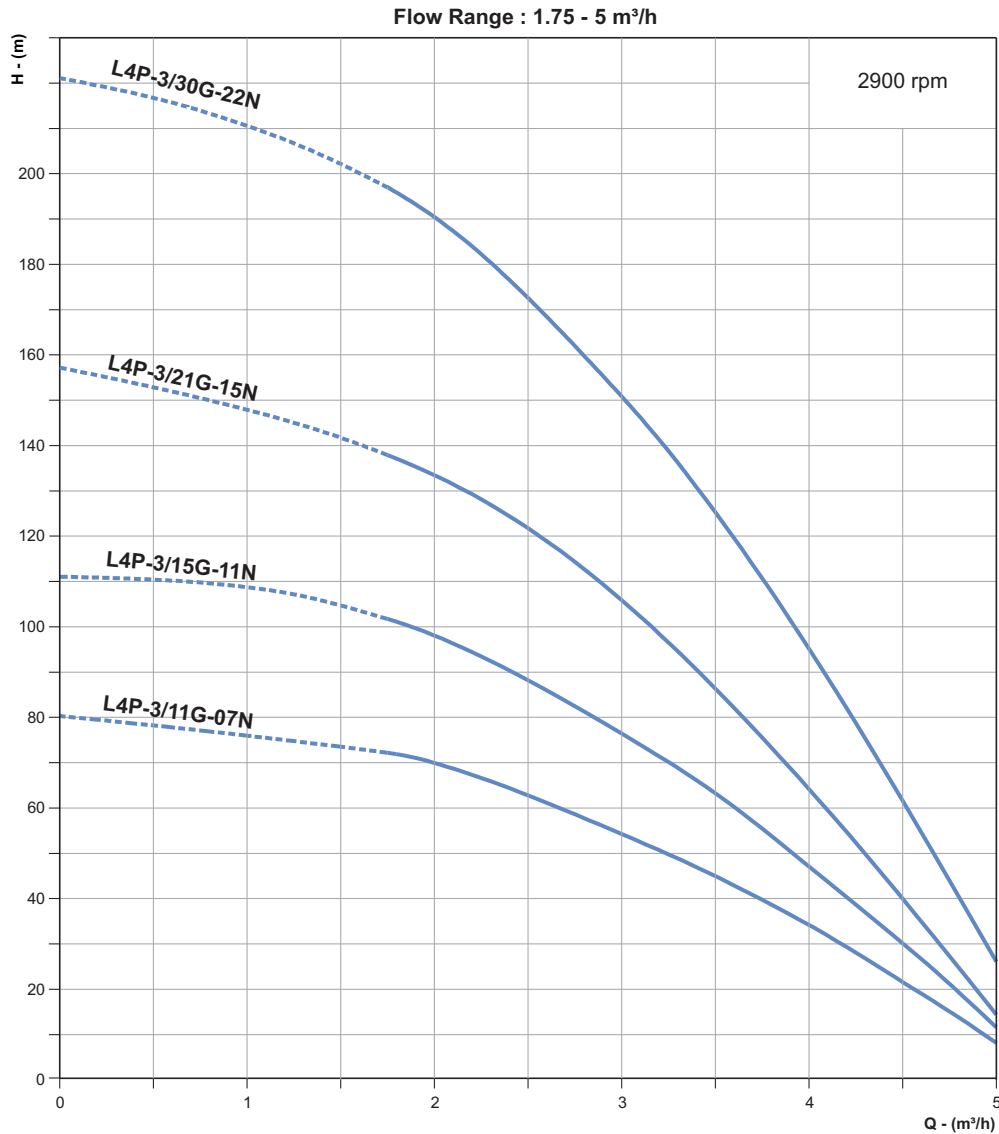
SUBMERSIBLE PUMPSET

Nominal Diameter : **4**

Nominal Flow : **3m³/h**

Outlet Size : **1 1/4"**

Performance Curves



Performance Table

PUMP SET MODEL	MOTOR POWER		lps	0	0.55	0.69	0.83	0.97	1.11	1.25
	kW	HP	m ³ /h	0	2.0	2.5	3.0	3.5	4.0	4.5
L4P-3/11G-07N	0.75	1	TOTAL MANOMETRIC HEAD IN METRES - (COLUMN WATER)	80	42	38	33	26	18	10
L4P-3/15G-11N	1.1	1.5		111	98	88	77	63	48	30
L4P-3/21G-15N	1.5	2		157	133	121	107	86	63	40
L4P-3/30G-22N	2.2	3		221	190	172	151	125	96	62

*All above said models are supplied as complete set consists of Pump, Motor & 1Ph Control Box. On request 30mtrs cable & safety rope can be provided.

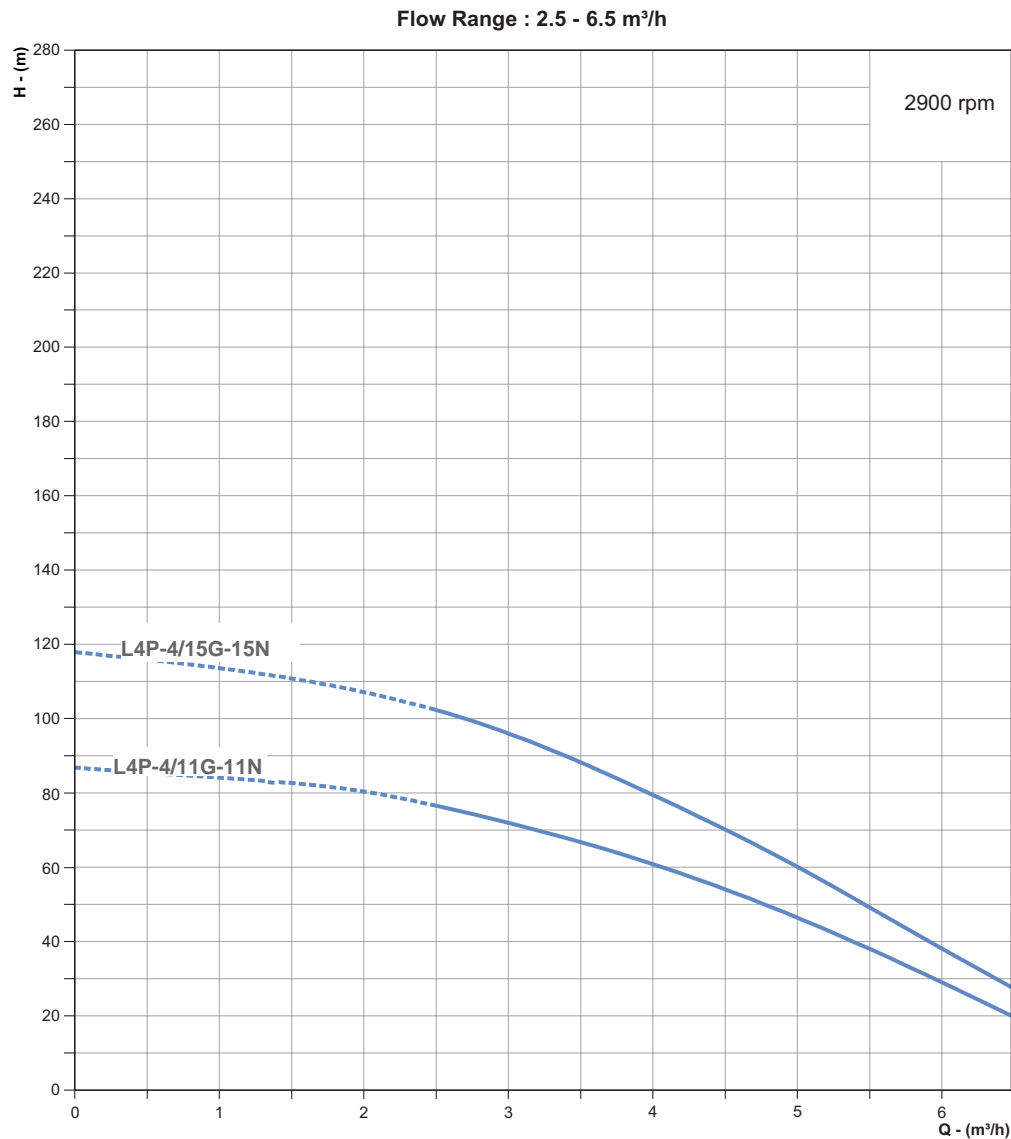
*In view of continuous developments, the information / description / specifications / illustrations are subject to change without notice.

Nominal Diameter : **4**

Nominal Flow : **4m³/h**

Outlet Size : **1 1/4"**

Performance Curves



Performance Table

PUMP SET MODEL	MOTOR POWER		lps	0	0.55	0.83	1.11	1.39	1.66	1.80
	kW	HP	m ³ /h	0	2	3	4	5	6	6.5
L4P-4/11G-11N	1.1	1.5	TOTAL MANOMETRIC HEAD IN METRES - (COLUMN WATER)	86	77	72	61	47	29	20
L4P-4/15G-15N	1.5	2		118	108	96	79	60	38	28

*All above said models are supplied as complete set consists of Pump, Motor & 1Ph Control Box. On request 30mtrs cable & safety rope can be provided.

*In view of continuous developments, the information / description / specifications / illustrations are subject to change without notice.

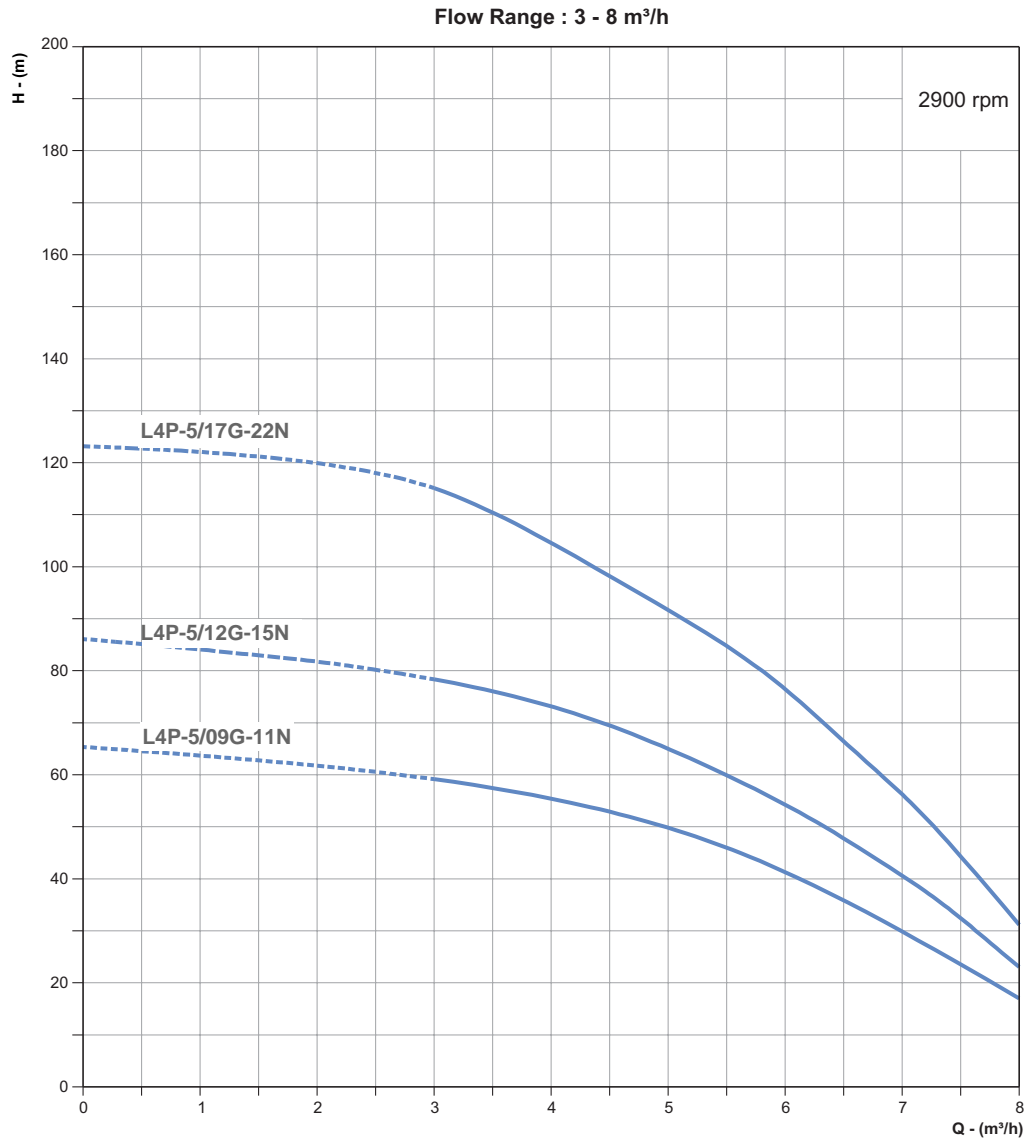
SUBMERSIBLE PUMPSET

Nominal Diameter : **4**

Nominal Flow : **5m³/h**

Outlet Size : **1½"**

Performance Curves



Performance Table

PUMP SET MODEL	MOTOR POWER		lps	0	0.83	1.11	1.39	1.66	1.94	1.94
	kW	HP	m ³ /h	0	3	4	5	6	7	8
L4P-5/09G-11N	1.1	1.5	TOTAL MANOMETRIC HEAD IN METRES - (COLUMN WATER)	65	59	55	50	41	31	17
L4P-5/12G-15N	1.5	2		86	78	73	65	55	42	25
L4P-5/17G-22N	2.2	3		123	115	105	91	76	57	31

*All above said models are supplied as complete set consists of Pump, Motor & 1Ph Control Box. On request 30mtrs cable & safety rope can be provided.

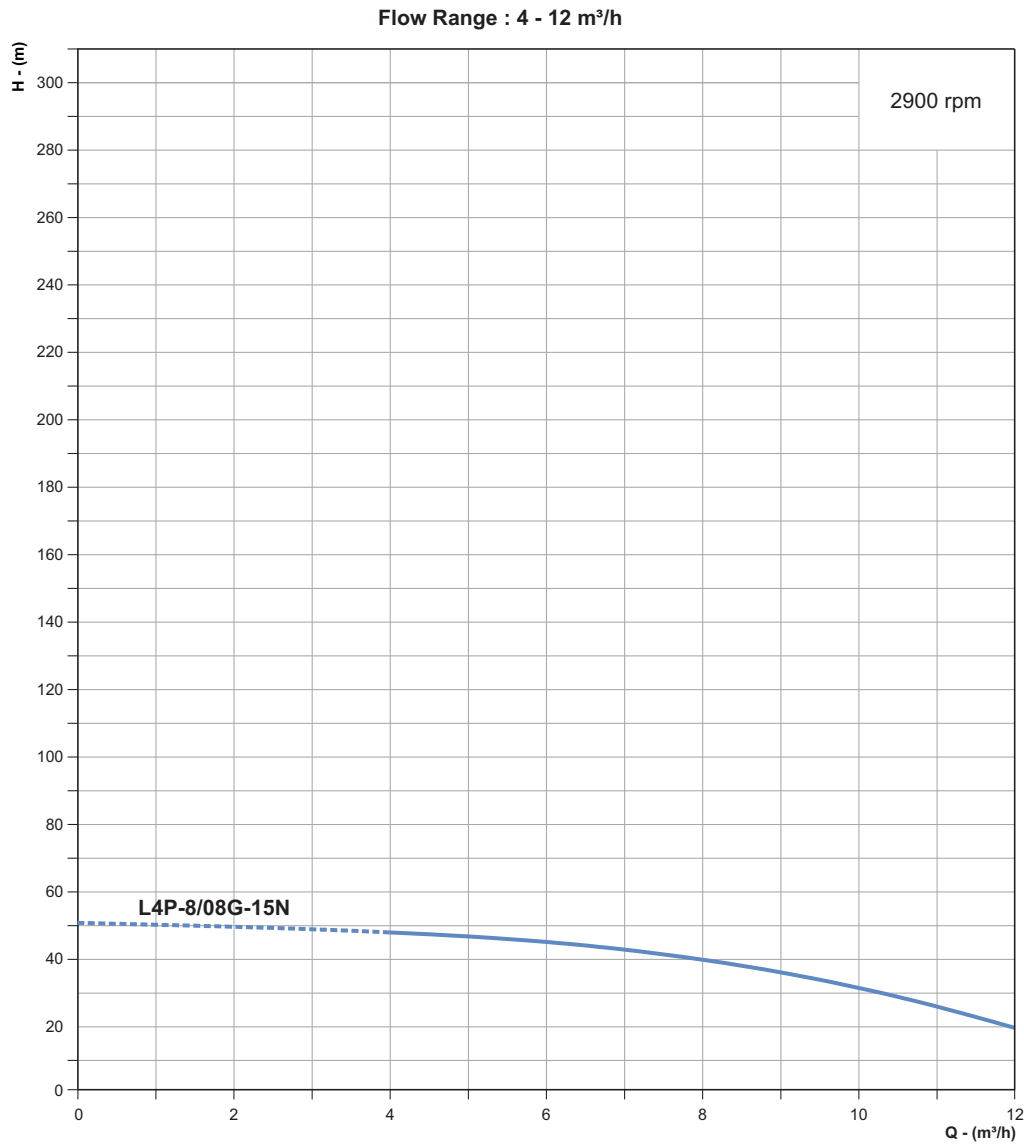
*In view of continuous developments, the information / description / specifications / illustrations are subject to change without notice.

Nominal Diameter : **4**

Nominal Flow : **8m³/h**

Outlet Size : **2"**

Performance Curves



Performance Table

PUMP SET MODEL	MOTOR POWER		lps	0	1.11	1.66	2.22	2.78	3.33
	kW	HP	m ³ /h	0	4	6	8	10	12
L4P-8/08G-15N	1.5	2	TOTAL MANOMETRIC HEAD IN METRES - (COLUMN WATER)	51	48	45	40	31	20

*All above said models are supplied as complete set consists of Pump, Motor & 1Ph Control Box. On request 30mtrs cable & safety rope can be provided.

*In view of continuous developments, the information / description / specifications / illustrations are subject to change without notice.

Notes :

W I N N I N G W A Y S

When you have a good thing going it is quite in the fitting of things that recognitions come our way. Several prestigious awards, which decorate our shelf, say it all. These rewards not only acknowledge our position as a leader in the water pump industry but also serve as reminders about what the customer expects from a winner. And we, as ever, have our ears perfectly tuned to customer expectations.



C.R.I. PUMPS (PVT) LIMITED

(International Division)

7/46-1, Keeranatham Road, Saravanampatty, Coimbatore - 641 035. **India.**

Phone : +91-422-3911610, 3911612. Fax : +91-422-3911600, e-mail : cri@crifluidsystems.com website : www.crifluidsystems.com

BOMBAS C.R.I. ESPAÑA, S.L.

Poligono Industrail El.Bony Calle 31, No. 137, 46470
Catarroja (Valencia) **Spain.**

Tel : +34-96 1842 974, Fax : +34-96 1842 977

e-mail : cri@bombascri.es website : www.bombascri.es

BOMBAS C.R.I. ESPAÑA S.L. UNIPERSONAL

Via Linara 8, 82030, Limatola-BENEVENTO-Italy
Tel :+39. 0823 586 904

e.mail : cri@bombascri.it website:www.crifluidsystems.com

C.R.I. BOMBAS HIDRÁULICAS LTDA

Av. Rodrigo Fernando Grillo, 457, Jd. Manacas,
CEP - 14.801-534, Araraquara - SP, **Brasil.**

Fone : +55-16-3331 1099, Fax : +55-16-3331 5344

e-mail : cri@cribombas.com.br website : www.cribombas.com.br

Filial : Jaboatão dos Guararapes-PE, Brasil.

Fone : (81) 3093-9620, Fax : (81) 3093-9600.

C.R.I. PUMPS S.A. (PTY) LIMITED

P.O. Box 6292, Halfway House, Midrand - 1685,
Johannesburg, **South Africa.**

Tel : +27-11-8058631 / 32, Fax : +27-11-8058630

e-mail : cri@cripumps.co.za website : www.cripumps.co.za

Branches : Capetown : + 27-21-9499122

Durban : + 27-31-7001814

C.R.I. POMPA SANAYI VE TICARET LIMITED ŞİRKETİ

10032 Sk. No:12 A.O.S.B. 35620 Çiğli-Izmir-Türkiye.

Tel : +90-232-328-328 22 99, Fax : +90-232-328 23 33

e-mail : cri@cripompa.com website : www.cripompa.com

PT. C.R.I. FLUID SYSTEMS

Soho Capital @ Podomoro City 16th Floor, Suite SC - 1606A,
Jl. Letjen S. Parman, Kav. 28 Kel. Tanjung Duren Selatan

Kec. Grogol Petamburan Kota Adm.

West Jakarta Province DKI Jakarta. Website : www.crifluidsystems.com

C.R.I. FLUID SYSTEMS USA LLC

4655, Wright Rd, Stafford, Texas 77477, **USA.**

Tel : (470) 226 3393, Email : sales@crigroups.us

Website : www.crigroups.us

C.R.I. PUMPS (FZE)

P.O. Box 7988, A4-12 SAIF-Zone, **Sharjah, U.A.E.**

Tel : +971-6-5573041 (3 Lines), Fax : +971-6-5573042

e-mail : cripumps@eim.ae website : www.cripumps.ae

C.R.I. FLUID SYSTEMS INC.,

Polyland Industrial Subdivision, Warehouse #3, Block 4,

Kendex St., Bo. Iba, Meycauayan, Bulacan. **Philippines.** Zip-3020.

Phone : +63 44 762 8887 / +63 44 802 6199, Fax : +63 44 762 8883.

e-mail : sales.ph@crigroups.com Website : www.crifluidsystems.com

C.R.I. FLUID SYSTEMS (BD) LTD.,

Ground Floor, Unit-1 Holding No 212, Tejgaon Industrial Area,

Tejgaon - Gulshan Link Rd, Dhaka - 1208, **Bangladesh**

Website : www.crifluidsystems.com

C.R.I. PUMPS (Shanghai) Co., Ltd.

Room 902, Building No.7, 1855 Qixin Road,

Minhang District, **Shanghai** - 201101. China.

Tel : +86-21-54405082, Fax : +86-21-54405083

e-mail : cri@bombascri.com.cn

website : www.bombascri.com.cn

SUZHOU C.R.I. PUMPS CO., LTD.

579, Longqia Road, Wujiang District - 215200

Suzhou, China. Telephone : +86-512-634 33668

Fax : +86-512-634 33667, e-mail : cri@crisuzhou.com.cn

C.R.I. FLUID SYSTEMS AUSTRALIA PTY LIMITED

1198 Toorak Road Camberwell Victoria 3124, **Australia**

Phone : +61-3 9804 0888 FAX : +61 3 9804 0322

Website : www.crifluidsystems.com